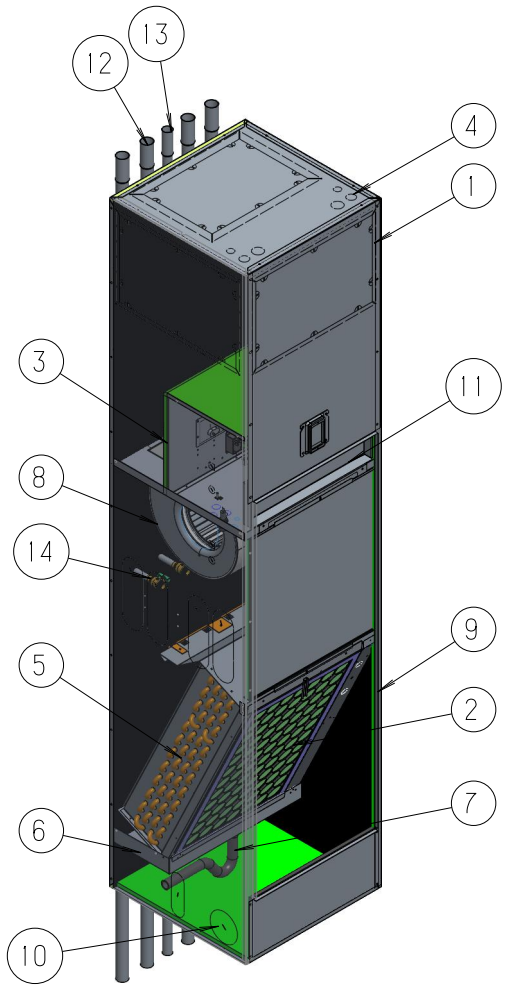
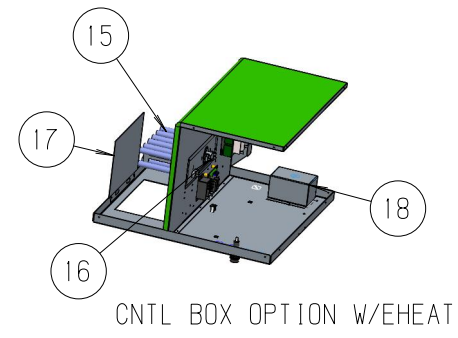
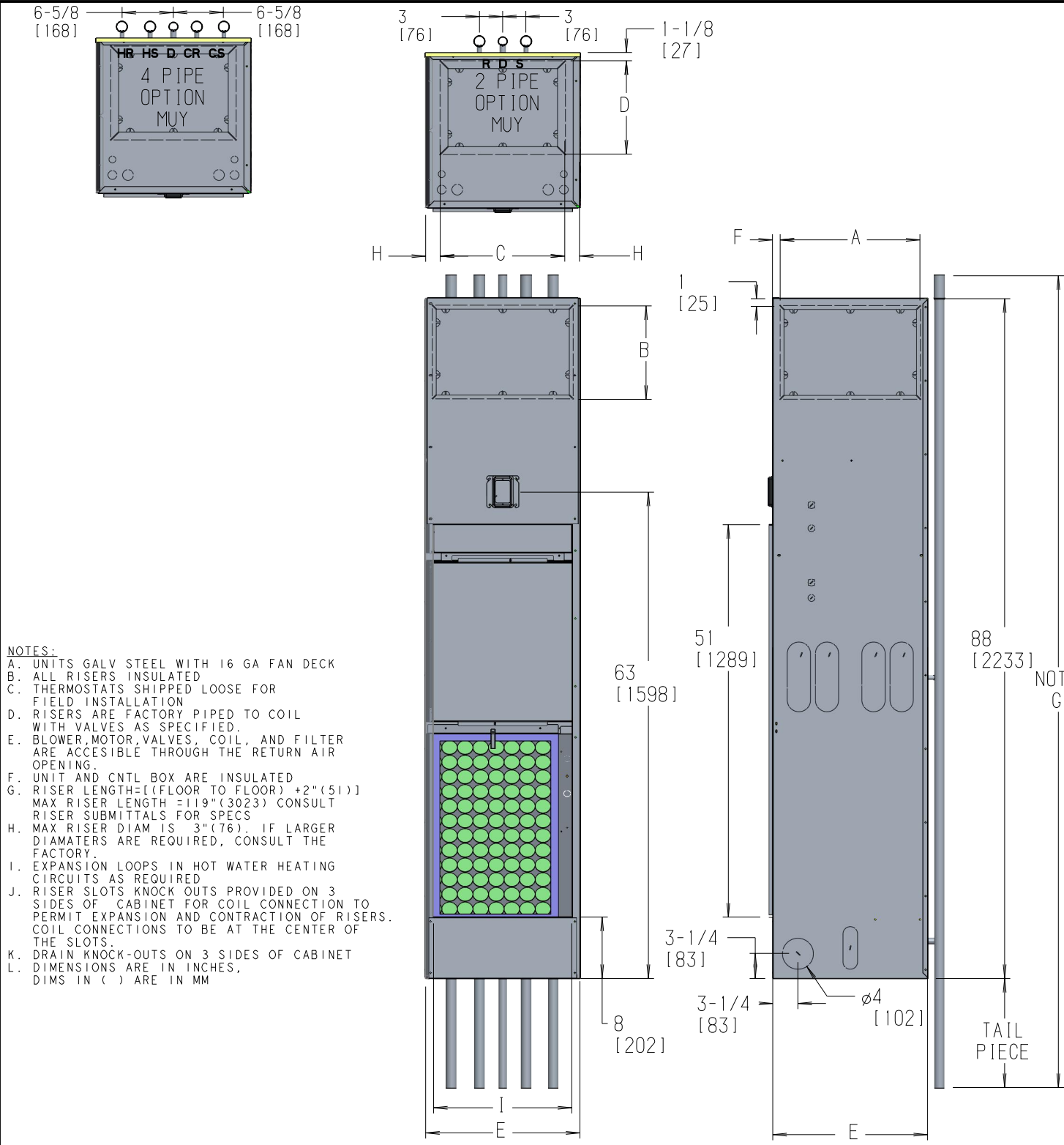
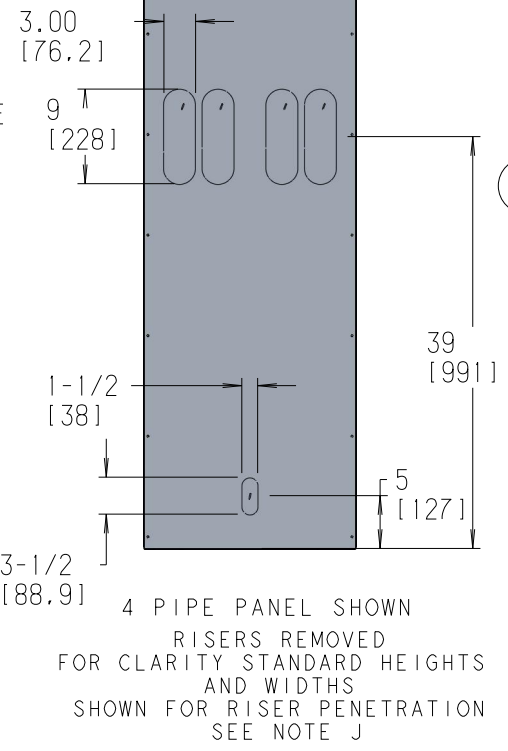


REVISION HISTORY		
REV	DATE	ECN
-	2/28/22	22-0170



ITEM	DESCRIPTION
1	SUPPLY KO'S TOP/SIDES
2	FILTER
3	CONTROL BOX
4	ELECTRICAL KNOCK OUTS
5	COIL 1/2" (13) O.D.
6	DRAIN PAN
7	FLEX DRAIN TUBE/P-TRAP
8	MOTOR/BLOWER HOUSING
9	RETURN AIR OPENING
10	OUTSIDE AIR KNOCKOUT(S) SIDE PANELS
11	ACCESS PANEL (CONTROL BOX)
12	RISER, SUPPLY & RETURN
13	RISER, DRAIN
14	ISOLATION BALL VALVES
15	STRIP HEATER (OPTIONAL E HEAT)
16	HEAT LIMIT SWITCH (OPTIONAL E HEAT)
17	HEAT SHIELD (OPTIONAL E HEAT)
18	SERVICE SWITCH (OPTIONAL)

- NOTES:
- A. UNITS GALV STEEL WITH 16 GA FAN DECK
 - B. ALL RISERS INSULATED
 - C. THERMOSTATS SHIPPED LOOSE FOR FIELD INSTALLATION
 - D. RISERS ARE FACTORY PIPED TO COIL WITH VALVES AS SPECIFIED.
 - E. BLOWER, MOTOR, VALVES, COIL, AND FILTER ARE ACCESSIBLE THROUGH THE RETURN AIR OPENING.
 - F. UNIT AND CNTL BOX ARE INSULATED
 - G. RISER LENGTH=[(FLOOR TO FLOOR) +2"(51)]
MAX RISER LENGTH =119"(3023) CONSULT RISER SUBMITTALS FOR SPECS
 - H. MAX RISER DIAM IS 3"(76). IF LARGER DIAMETERS ARE REQUIRED, CONSULT THE FACTORY.
 - I. EXPANSION LOOPS IN HOT WATER HEATING CIRCUITS AS REQUIRED
 - J. RISER SLOTS KNOCK OUTS PROVIDED ON 3 SIDES OF CABINET FOR COIL CONNECTION TO PERMIT EXPANSION AND CONTRACTION OF RISERS. COIL CONNECTIONS TO BE AT THE CENTER OF THE SLOTS.
 - K. DRAIN KNOCK-OUTS ON 3 SIDES OF CABINET
 - L. DIMENSIONS ARE IN INCHES, DIMS IN () ARE IN MM



SIDE PANEL DIMMED FOR CLARITY

Unit Model	Dimensions - Inches (Millimeters)										FILTER SIZE
	SIDE/FRONT SUPPLY			TOP SUPPLY SINGLE			DIMENSIONS				
	A	B	SIZE	C	D	SIZE	E	F	H	I	
MUY 03	14 (356)	12 (305)	14X12	14 (356)	10 (254)	14X10	17 (432)	1-1/2 (38)	1-1/2 (38)	14 (356)	12-1/2 X 24-1/4 X 1 (318 X 616 X 25)
MUY 04											
MUY 06	18 (457)	12 (305)	18X12	16 (406)	12 (305)	16X12	20 (508)	1 (25)	2 (51)	18 (457)	16-1/4 X 26-3/4 X 1 (413 X 679 X 25)
MUY 08											
MUY 10	22 (559)	16 (406)	22X16	18 (457)	16 (406)	18X16	24 (610)	1 (25)	3 (76)	22 (559)	20-1/2 X 29-1/4 X 1 (521 X 743 X 25)
MUY 12											

TITLE: MUY UNIT

DWG NO: **1100-90047809**

REV: -

DRAWN: J. FUSON	DATE: 02/28/22	APPROVED: M. SMITH	DATE: 02/28/22
-----------------	----------------	--------------------	----------------